



Guitarrón mexicano



Trumpet




Violin



Guitar

# Mariachi Instruments






Draw a picture of your family  
making music together!

# Further Learning

(for before or after the concert!)

## Books:




## Google Threads:

- "Vietnamese Water Puppet Show" to see real Vietnamese instruments and folk songs in action, also super cool.
- "Making a Violin" (or guitar, trumpet... etc. seeing an instrument constructed from the beginning is always fascinating!

## More music to listen to!

Spotify playlist from musical suggestions by Mark Buller



## **How to listen to classical music with children:**

- Especially if listening at home, have extra copies of ROCO worksheets, along with inviting art supplies. Paint, Playdough, crayons, additional paper etc.
- Snacks are always helpful.
- Let them ask questions! It's ok to Google the answers! And there's no reason to keep them still and quiet at home.
- Maybe start out listening in the car. Classical music provides a great backdrop to let the mind wander and imagine all kinds of things.
- Ask leading questions like "how did the music feel to you? What did that make you think of? Where does this music take place? There are no wrong answers!
- Ask questions or point out specifics to the music: "Did you hear the \_\_\_\_\_?" "Did that sound high/low, fast/slow, smooth/bumpy?"
- Let them know what you think about the music! "I liked the part that went \_\_\_\_\_." "That sounded \_\_\_\_\_!" "That made me think about \_\_\_\_\_."
- Join the fun! The ROCO Rooters worksheets are made with families in mind, they can be a great way to relax, write down some thoughts and be involved in creating while you listen.
- And of course, HAVE FUN!